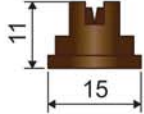





Utilizzo Use Utilización	Herbicides  Suitable for	Fungicides  Suitable for	Insecticides  Suitable for

Dimensioni (mm) Size (mm) Dimensiones (mm)	
---	---


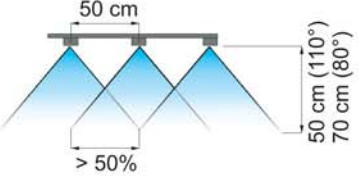



- Montati sulla barra correttamente spaziatì e alla giusta distanza dalla superficie da trattare, garantiscono una copertura uniforme.
- Stampato in Delrin®, ad alta stabilità chimica, che conferisce ottime caratteristiche di durata.

- If properly fitted onto the boom and at the right distance from the area to be sprayed, they ensure smooth coverage.
- Made of molded Delrin®, a polymer ensuring high chemical stability and an exceptionally long useful life.

- Montadas en la barra correctamente espaciadas y a la distancia correcta de la superficie a tratar, garantizan una cobertura uniforme.
- Moldeado en Delrin®, material con alta estabilidad química, que otorga excepcionales características de duración.

80°  Spraying angle	110°  Spraying angle
Boom  Treatment	Delrin®  Material
ISO 10625 Colour coding	402900xx  Cap
25 pcs. Blister pack cod. + B2	10 pcs. Blister pack cod. + B1







 Copertura Spray coverage Cobertura	 Distanza sulla barra Boom spacing Distancia en la barra
 Diagramma di distribuzione ugello singolo Single nozzle distribution pattern Diagrama de distribución boquilla individual	 Diagramma di distribuzione su barra Boom distribution pattern Diagrama de distribución en la barra
 Dimensione delle gocce su bersaglio Drop size pattern on target Dimensiones de las gotas en el blanco	

STANDARD FLAT FAN

SF

Ugelli a ventaglio
Fan nozzles
Boquillas en abanico

COD. 110° CODE 110° CÓD. 110°	 bar	 drop 110°	 l/min	l/ha (spazio tra gli ugelli: 50 cm) l/ha (nozzle spacing: 50 cm) l/ha (espacio entre las boquillas: 50 cm)										 drop 80°	COD. 80° CODE 80° CÓD. 80°
				4 km/h	6 km/h	8 km/h	10 km/h	12 km/h	14 km/h	16 km/h	18 km/h	20 km/h	25 km/h		
SF11001	1.5	F	0.28	85	57	42	34	28	24	21	19	17	14	F	SF08001
	3	VF	0.40	120	80	60	48	40	34	30	27	24	19	VF	
	5	VF	0.52	155	103	77	62	52	44	39	34	31	25	VF	
	7	VF	0.61	183	122	92	73	61	52	46	41	37	29	VF	
SF110015	1.5	F	0.42	127	85	64	51	42	36	32	28	25	20	F	SF080015
	3	VF	0.60	180	120	90	72	60	51	45	40	36	29	VF	
	5	VF	0.77	232	155	116	93	77	66	58	52	46	37	VF	
	7	VF	0.92	275	183	137	110	92	79	69	61	55	44	VF	
SF11002	1.5	F	0.57	170	113	85	68	57	48	42	38	34	27	F	SF08002
	3	F	0.80	240	160	120	96	80	69	60	53	48	38	F	
	5	VF	1.03	310	207	155	124	103	89	77	69	62	50	VF	
	7	VF	1.22	367	244	183	147	122	105	92	81	73	59	VF	
SF110025	1.5	F	0.71	212	141	106	85	71	61	53	47	42	34	---	NA
	3	F	1.00	300	200	150	120	100	86	75	67	60	48	---	
	5	VF	1.29	387	258	194	155	129	111	97	86	77	62	---	
	7	VF	1.53	458	306	229	183	153	131	115	102	92	73	---	
SF11003	1.5	M	0.85	255	170	127	102	85	73	64	57	51	41	M	SF08003
	3	F	1.20	360	240	180	144	120	103	90	80	72	58	F	
	5	F	1.55	465	310	232	186	155	133	116	103	93	74	F	
	7	VF	1.83	550	367	275	220	183	157	137	122	110	88	VF	
SF11004	1.5	M	1.13	339	226	170	136	113	97	85	75	68	54	M	SF08004
	3	F	1.60	480	320	240	192	160	137	120	107	96	77	F	
	5	F	2.07	620	413	310	248	207	177	155	138	124	99	F	
	7	F	2.44	733	489	367	293	244	209	183	163	147	117	F	
SF11005	1.5	C	1.41	424	283	212	170	141	121	106	94	85	68	C	SF08005
	3	M	2.00	600	400	300	240	200	171	150	133	120	96	M	
	5	M	2.58	775	516	387	310	258	221	194	172	155	124	M	
	7	M	3.06	917	611	458	367	306	262	229	204	183	147	M	
SF11006	1.5	C	1.70	509	339	255	204	170	145	127	113	102	81	C	SF08006
	3	C	2.40	720	480	360	288	240	206	180	160	144	115	C	
	5	C	3.10	930	620	465	372	310	266	232	207	186	149	C	
	7	C	3.67	1.100	733	550	440	367	314	275	244	220	176	C	
SF11008	1.5	C	2.26	679	453	339	272	226	194	170	151	136	109	C	SF08008
	3	C	3.20	960	640	480	384	320	274	240	213	192	154	C	
	5	C	4.13	1.239	826	620	496	413	354	310	275	248	198	C	
	7	C	4.89	1.466	978	733	587	489	419	367	326	293	235	C	
SF11010	1.5	C	2.83	849	566	424	339	283	242	212	189	170	136	C	SF08010
	3	C	4.00	1.200	800	600	480	400	343	300	267	240	192	C	
	5	C	5.16	1.549	1.033	775	620	516	443	387	344	310	248	C	
	7	C	6.11	1.833	1.222	917	733	611	524	458	407	367	293	C	
SF11015	1.5	VC	4.24	1.273	849	636	509	424	364	318	283	255	204	---	NA
	3	VC	6.00	1.800	1.200	900	720	600	514	450	400	360	288	---	
	5	VC	7.75	2.324	1.549	1.162	930	775	664	581	516	465	372	---	
	7	VC	9.17	2.750	1.833	1.375	1.100	917	786	687	611	550	440	---	

	DIMENSIONE DELLE GOCCE DROP SIZE RATING DIMENSIONES DE LAS GOTAS	
VF	Molto fine-Very fine-Muy fina	< 136µm
F	Fine-Fine-Fina	136µm ÷ 177µm
M	Media-Medium-Media	177µm ÷ 218µm
C	Grossa-Coarse-Gruesa	218µm ÷ 349µm
VC	Molto grossa-Very coarse-Muy gruesa	349µm ÷ 428µm

millesimo di millimetro (Es.: 250µm = 0.25 mm)
µm= thousandth of a millimeter (E.g.: 250µm = 0.25 mm)
milésimo de milímetro (Ej.: 250µm = 0.25 mm)