

Presentation:

Goizper, worldwide leader in the manufacture of manual sprayers, has developed a new range of nozzles according to:

- Colour coded in accordance with ISO international standards for identification of flow rate.
- British Corp Protection Council coded.
- Manufactured to the ISO standard to fit most common threads.

Technical parameters









Swath width for different spray angles and heights.

SWATH / WIDTH (cm)					
∠	H	30 cm	40 cm	50 cm	60 cm
80°	50.4	67.1	83.9	101	
90°	60.0	80.0	100	120	
110°	85.7	114	143	171	
130°	129	172	215	257	
145°	190	253	320	380	

Application Rate

$$l/ha = \frac{\text{Flow (L/min)} \times 600}{\text{Swath (m)} \times \text{speed (Km/h)}}$$

$$1 \text{ m/seg} = 3.6 \text{ Km/h}$$

NOZZLE IDENTIFICATION	
COLOUR	FLOW RATE (l/min 3 bar)
	0.4
	0.6
	0.8
	1.2
	1.6
	2.0
	2.4
	3.2





- ISO 10625 gives one colour for each flow rate.





- All our knapsack sprayers incorporate as standard feature a pressure regulator, adjustable conical nozzle and herbicide even fan nozzle (FE 80/0.8/3).

Even fan

80° RANGE







COLOUR	REFERENCE	DESCRIP.	∠	L/MIN		L/HA.	
				1.5 bar	3 bar	1.5 bar	3 bar
	8.34.44.301	01-GOIZPER FE 80/0.4/3	80°	0.28	0.40	56	79
	8.34.44.302	015-GOIZPER FE 80/0.6/3	80°	0.43	0.60	85	119
	8.34.44.303	02-GOIZPER FE 80/0.8/3	80°	0.56	0.80	113	160
	8.34.44.304	03-GOIZPER FE 80/1.2/3	80°	0.86	1.20	168	238

110° RANGE

COLOUR	REFERENCE	DESCRIP.	∠	L/MIN		L/HA.	
				1.5 bar	3 bar	1.5 bar	3 bar
	8.34.44.314	03-GOIZPER FE 110/1.2/3	110°	0.86	1.20	100	140
	8.34.44.318	08-GOIZPER FE 110/3.2/3	110°	2.27	3.2	264	373






* Speed 1 m/seg - 50 cm height

Deflective

COLOUR	REFERENCE	DESCRIP.	∠	L/MIN		L/HA.
				1.5 bar	3 bar	
	8.34.45.303	GOIZPER D/0.46/1	110° - 120°	0.56		68
	8.34.45.305	GOIZPER D/0.92/1	110° - 120°	1.13		135
	8.34.45.306	GOIZPER D/1.15/1	110° - 120°	1.41		168
	8.34.45.308	GOIZPER D/1.84/1	110° - 120°	2.26		269
	8.34.45.363	GOIZPER D/0.4/1	145°	0.49		26
	8.34.45.353	GOIZPER D/2.4/1	130°	2.95		246

* Speed 1 m/seg

Hollow cone

COLOUR	REFERENCE	DESCRIP.	∠	REFERENCE	L/MIN		L/HA.	
					1.5 bar	3 bar	1.5 bar	3 bar
	8.34.42.309.1	GOIZPER HC 80/0.2/3	80	8.34.42.309.2	0.13	0.20	32	48
	8.34.42.301.1	GOIZPER HC 80/0.4/3	80	8.34.42.301.2	0.28	0.40	56	115
	8.34.42.302.1	GOIZPER HC 80/0.6/3	80	8.34.42.302.2	0.43	0.60	85	143
	8.34.42.303.1	GOIZPER HC 80/0.8/3	80	8.34.42.303.2	0.56	0.80	113	160
	8.34.42.304.1	GOIZPER HC 80/1.2/3	80	8.34.42.304.2	0.86	1.20	168	238

* Speed 1 m/seg - 50 cm height

Special nozzles

NOZZLE	REFERENCE	∠	L/MIN		L/HA.	
			1.5 bar	3 bar	1.5 bar	3 bar
Double adjustable	8.34.46.802	100	0.63	0.9	87	125
4 Holes	8.34.46.801	70	0.56	0.8	133	190





* Speed 1 m/seg - 50 cm height

Foam "non-drift" nozzle

FOAM NOZZLE	REFERENCE	REFERENCE	∠	L/MIN		L/HA.
				1.5 bar	3 bar	
Narrow	8.34.46.813	Even fan white	60	0.85		245
Wide	8.34.46.803	Deflective purple	100	0.85		122

* Speed 1 m/seg - 50 cm height

Filters range

FILTER	REFERENCE	MESH Wire/inch	OPENING (mm)	RECOMMENDED FLOW (l/min)
	8.34.46.320	50	0.30	0.8 a 3.0
	8.34.46.309	30	0.60	>3.0
	8.34.46.310	50	0.30	0.2 a 3.0
	8.34.46.311	100	0.14	0.2 a 0.8